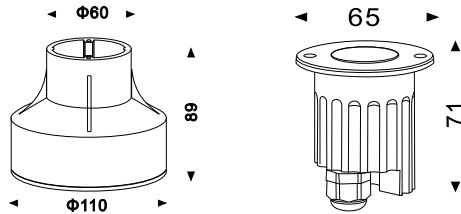


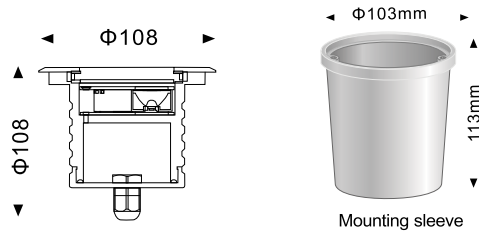
# Ground LED

The Ground LEDs are designed for outdoor architectural applications. Available in colour changing RGB as well as mono colours, it provides a strong, energy efficient and long lasting illumination. Rated at IP67, they are powered by low 12 or 24vdc as a safety feature.



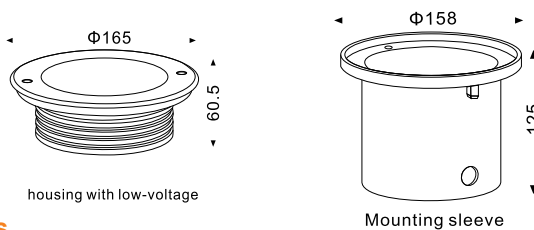
## Specifications

Models	B2CR/S01 Mono	B2CR/S0106 RGB
Light Source	1x 1W or 3W Power LED	1x 3W RGB 3in1 Power LED
Power Input	1.7W / 3.5W, 12/24VDC	3.6W, 12/24VDC
Lens Options	30 deg	30 deg
Colour Options	White, Warm White, Red, Green, Blue, Amber	RGB
Control	-	PCC-3, PCC-6, PCC-8



## Specifications

Models	A2AD03 Mono	A2BD0306 RGB
Light Source	3x 1W or 3W Power LED	3x 3W RGB 3in1 Power LED
Power Input	4.4W / 7.2W, 24VDC	10.6W, 24VDC
Lens Options	15 deg	30 deg
Colour Options	White, Warm White, Red, Green, Blue, Amber	RGB
Control	-	PCC-3, PCC-6, PCC-8



## Specifications

Models	B2AE06 Mono	B2AE0606 RGB
Light Source	6x 1W or 3W Power LED	6x 3W Power LED
Power Input	8.5W / 13W, 24VDC	19.5W, 24VDC
Lens Options	30 deg	30 deg
Colour Options	White, Warm White, Red, Green, Blue, Amber	RGB
Control	-	PCC-3, PCC-6, PCC-8